

Instructions: Use the following neighborhood footprint to analyse a specific urban feature. For the course example, we will evaluate positive and negative perception using 3 colors (red, white, blue).

4_hatch


Neighborhood footprint



Instructions: Use the following neighborhood footprint to analyse a specific urban feature. For the course example, we will evaluate positive and negative perception using 3 colors (red, white, blue).

7_hatch

Neighborhood footprint



Instructions: Use the following neighborhood footprint to analyse a specific urban feature. For the course example, we will evaluate positive and negative perception using 3 colors (red, white, blue).

6_hatch


Neighborhood footprint



Instructions: Use the following neighborhood footprint to analyse a specific urban feature. For the course example, we will evaluate positive and negative perception using 3 colors (red, white, blue).

3_hatch


Neighborhood footprint



Instructions: Use the following neighborhood footprint to analyse a specific urban feature. For the course example, we will evaluate positive and negative perception using 3 colors (red, white, blue).

1_hatch


Neighborhood footprint



Instructions: Use the following neighborhood footprint to analyse a specific urban feature. For the course example, we will evaluate positive and negative perception using 3 colors (red, white, blue).

2_hatch


Neighborhood footprint



Instructions: Use the following neighborhood footprint to analyse a specific urban feature. For the course example, we will evaluate positive and negative perception using 3 colors (red, white, blue).

5_hatch


Neighborhood footprint



Instructions: Use the following neighborhood footprint to analyse a specific urban feature. For the course example, we will evaluate positive and negative perception using 3 colors (red, white, blue).

8_hatch

Neighborhood footprint



Instructions: Use the following neighborhood footprint to analyse a specific urban feature. For the course example, we will evaluate positive and negative perception using 3 colors (red, white, blue).

9_hatch

Neighborhood footprint

